

EMMS4 1kW

ELECTRICAL MACHINES MODULAR SYSTEM



All available EMMS series:

- 300watts = EMMS3 MOD.3XXX
- 1.000watts = EMMS4 MOD.4XXX
- 2.000watts = EMMS5 MOD.5XXX
- 3.000watts = EMMS6 MOD.6XXX
- 6.000watts = EMMS7 MOD.7XXX
- 8.000watts = EMMS8 MOD.8XXX
- 10.000watts = EMMS9 MOD.9XXX

CONTENTS

Pag.

CONTENTS.....	1
1.1 - GENERAL DESCRIPTION	2
2.1 - Experiments and studies with EMMS	3
2.2 - Experiments and studies with EMMS	4
3.1 - POWER SUPPLY MODULE	5
4.1 - D.C. MACHINES	6
5.1 - A.C. MACHINES	7
5.2 - A.C. MACHINES	8
5.3 - A.C. MACHINES	9
5.4 - A.C. MACHINES	10
6.1 - SEC MACHINES	11
7.1 - TRANSFORMERS	12
8.1 - BRAKES & TORQUE METERS	13
8.2 - BRAKES & TORQUE METERS	14
9.1 - STARTERS, VARIABLE RLC LOADS	15
9.2 - R.L.C. VARIABLE LOADS	16
10.1 - AC/DC MEASUREMENT	17
10.2 - AC/DC MEASUREMENT	18
11.1 - EM CONTROL AND REGULATION SYSTEMS	19
11.2 - EM CONTROL AND REGULATION SYSTEMS	20
12.1 - ACCESSORIES	21
12.2 - ACCESSORIES	22
13.1 -AC/DC ELECTRICAL MACHINES KIT (ELV)	1
13.2 -AC/DC ELECTRICAL MACHINES KIT (ELV)	2
13.3 -AC/DC ELECTRICAL MACHINES KIT (ELV)	3
13.4 -AC/DC ELECTRICAL MACHINES KIT (ELV)	4
13.5 -AC/DC ELECTRICAL MACHINES KIT (ELV)	5
13.6 -AC/DC ELECTRICAL MACHINES KIT (ELV)	6
13.7 -AC/DC ELECTRICAL MACHINES KIT (ELV)	7

1.1 - GENERAL DESCRIPTION

System Description

italtec, has designed a new system for the application of electrical machines in experimental lessons.

This system is a complete and compact teaching mean, which can be accommodated on a standard 2 meter laboratory bench.

The machines are industrial-type units in compliance with the construction type B3.

The whole machines range meets the international standards DIN-VDE 0530.

Particular advantages of EMMS system are:

- Clearly arranged and swift set up of complete circuits
- Safe operating by clear assignment of supply voltage and complete set of security devices:
 - no projections of rotating parts
 - protection of all rotating parts
 - low operation power, thereby minimising the risk of accidents
 - standard 4 mm CE safety sockets for all inputs/outputs connections
- very small space is required for use and for storage
- power supply module provides also metering facilities and circuit protections.
- durability by the use of high grade materials
- a step-by-step course of theory and experiments is described on each book included with each electrical machine
- machines based on industrial standards, with all real features
- all table top unit can be also used in a frame system
- compatible with all other our programs
- future-oriented thanks to the possibility to adapt to new technologies
- optional overload protection with temperature sensor.

EMMS consist of:

- universal power supply module used for all models of previous machines
- set of motors, generators, transformers, brakes etc. which are the equipment for practical execution of experiments and measures
- set of meter modules designed to cover the complete range of measurements with a small number of meters
- set of resistive, inductive and capacitive loads housed in separate modules, and designed to provide balanced or unbalanced loads.
- set of accessories as:
 - connection leads
 - tachometers
 - dynamometers
 - starting and excitation rheostat
 - optional modules for electronic regulation of Dc. and Ac. motors
 - optional computerised system for data acquisition and data management designed to plot curves and to store the complete test

Each machine is equipped with its own universal support, which allows a very easy way to match all machines. EMMS's machines are the same machines normally used for industry applications. Particular solutions has been used to simplify the student's approach and the system philosophy has been designed for educational purposes



Example of coupling

EMMS are available with 300W power or for 0,5kW, 1kW, 3kW, 6kW etc.

EMMS is available with different operative voltages as:

- main voltage (127/220V) 50-60Hz
- main voltage (230/400V) 50-60Hz
- main voltage (240/415V) 50-60Hz
- main voltage (24/48V) 50-60Hz

EMMS is available with 1500 rpm or 3000 rpm (4 poles or 2 poles)

All speed values are shown with an operating frequency of 50Hz. For 60Hz operation, speed values will be higher (around +20%).

2.1 - Experiments and studies with EMMS

D.C. Motors & Generators

- Connection and study of industrial type of Dc. machines operation, used as motors and generators
- Operation with starter and field regulator
- Reversing rotation and speed regulation
- Measure of armature and excitation voltage and current
- Speed and torque detection
- Load characteristics with mechanical or magnetic brake
- Characteristic with variable R-load
- Adsorbed power, mechanical losses, iron losses, copper losses, efficiency
- Comparison between shunt, series and compound connections
- Shunt connection of two generators
- Operation with electronic speed control

A.C. 3-phase Machines

- Operation with connection to power
- Starting techniques: star-delta circuits, series resistance auto-transformer starter
- Reversing rotation and speed adjustment
- Measure of current and voltage values
- Load characteristics (recording with an electromagnetic brake or magnetic powder brake or DC brake generator)
- Draw of circular diagram and its practical use
- Real and reactive power, mechanical power
- Power factor ($\cos \phi$) efficiency and slip
- Adsorbed power
- Output power regulation
- Shunt connection and synchronisation between two three-phase synchronous generators
- Main synchronisation techniques
- "V" characteristics: stability – limits
- Operation as rotating capacitor / inductor
- Three-phase shifter operation
- Operation with electronic speed control
- Fault finding:
 - Winding break in a coil
 - Winding to winding short
 - Coil to coil short/ Insulation fault.

A.C. Single Phase Motors

- Operation with connection to power
- Starting techniques according to the machine type
- Reversing rotation and speed adjustment
- Influence of brush position on the speed
- Measure of current and voltage values
- Load characteristics (recording with an electromagnetic brake or magnetic powder brake).

1-PH / 3-PH Transformers

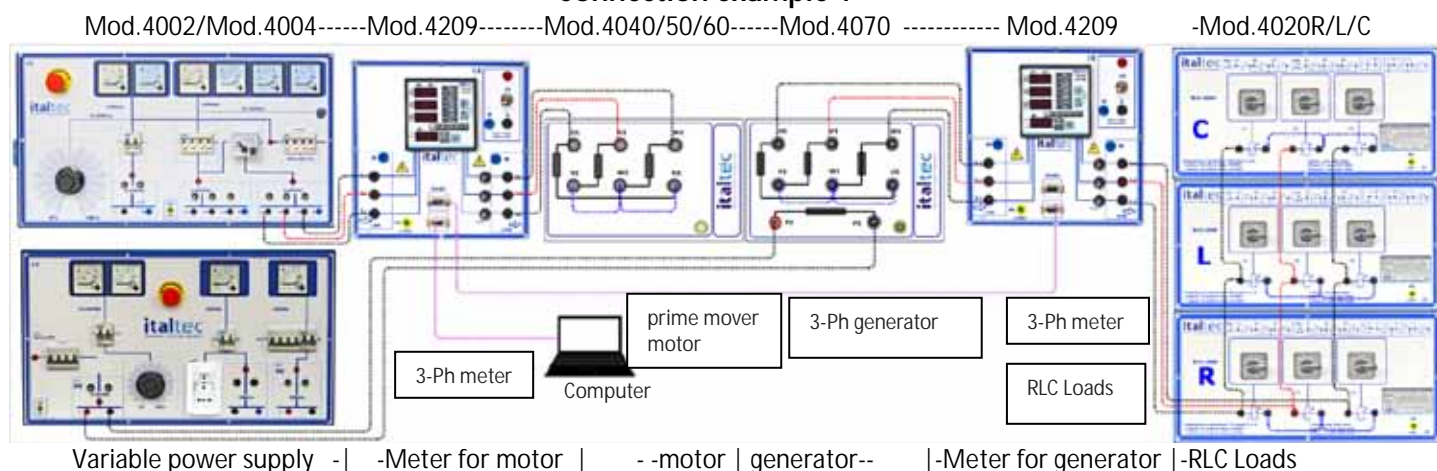
- Operation with connection to power
- Star-Delta, Zig-Zag and Scott connections
- Current and voltage measure at open circuit
- Current and voltage measure at full load and short circuit conditions
- Shunt connection between two transformers
- Load distribution.



The machines of this system can be supplied with a suitable base that allows an easy and safe coupling with other machines. It is fast and easy to realise groups of machines.

Special didactic solutions have been introduced in order to simplify the approach of the student to the study.

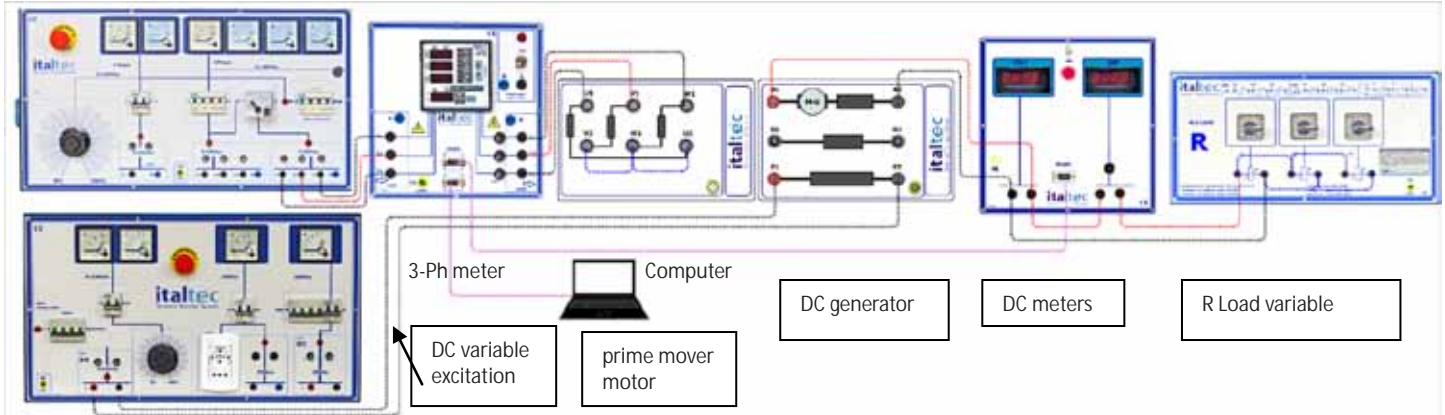
Connection example 1



2.2 - Experiments and studies with EMMS

Connection example 2

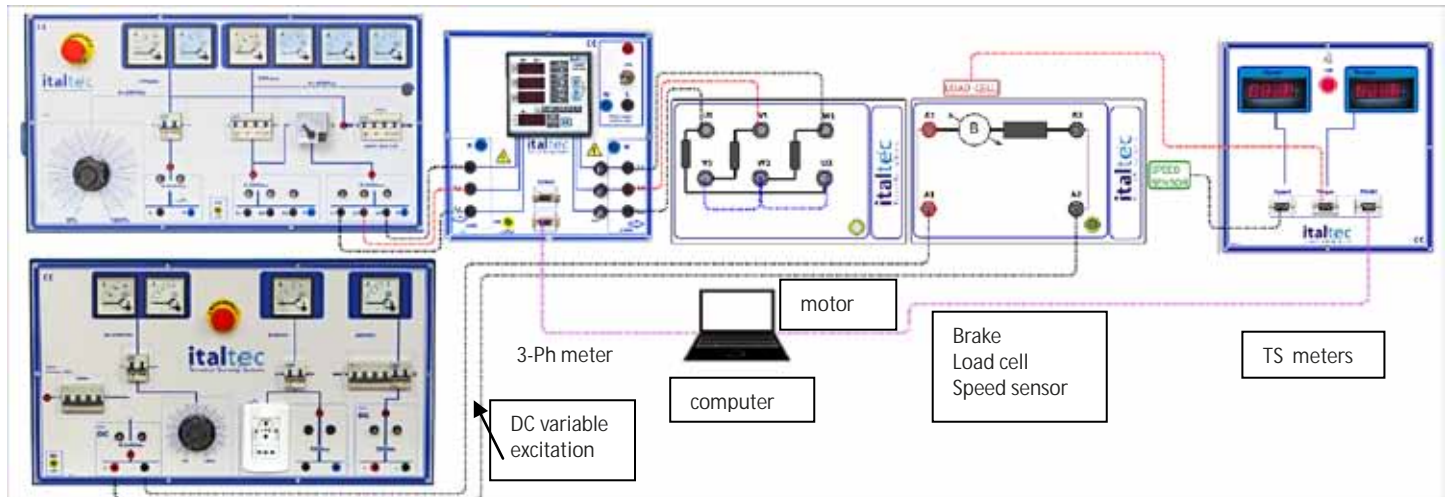
Mod.4002/Mod.4004-----Mod.4209-----Mod.4040/50/60---Mod.4140/50/60 ---- Mod.4203-02 -Mod.4020-10R



Variable power supply - | -Meter for motor | - -motor | generator-- | -Meter for generator | -RLC Loads

Connection example 3

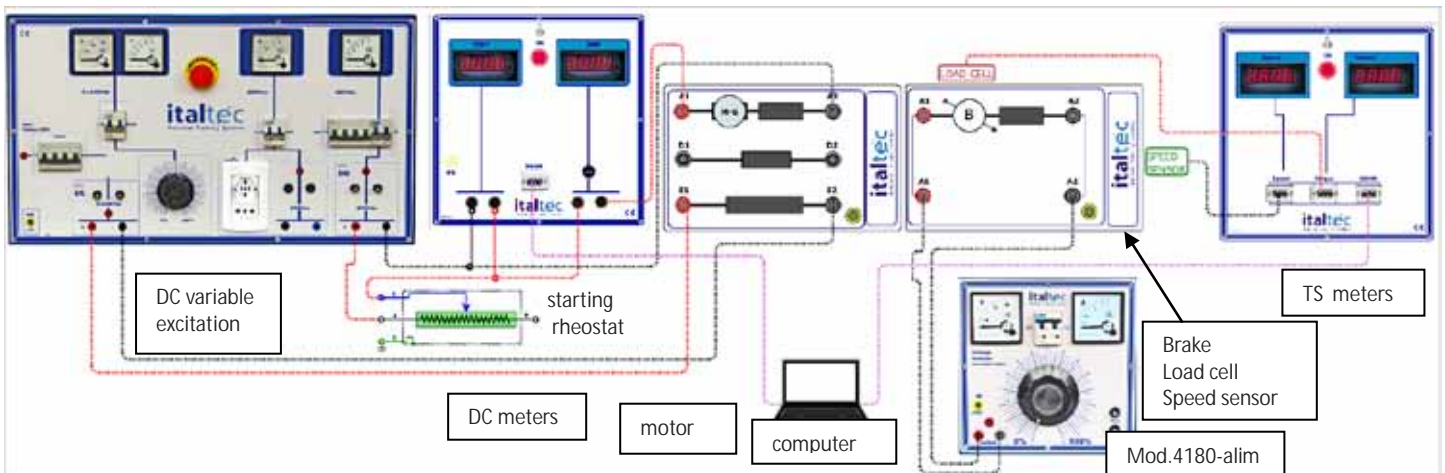
Mod.4002/Mod.4004-----Mod.4209-- ---- --Mod.4040/50/60-----Mod.4180 -----Mod.4203-07



Variable power supply - | -Meter for motor | - -motor | brake-- | - Torque & speed meter

Connection example 4

Mod.4002/Mod.4004-----Mod.4203-02-- --Mod.4140/50/60-----Mod.4180 -----Mod.4203-07




Variable power supply - | -Meter for motor | - -Motor | Brake-- | -Torque & speed meters

3.1 - POWER SUPPLY MODULE

Mod.4000 Universal power supply. (4002+4004) (also available 220V 60Hz version).

- Power requirements: 380/400V, 3PH+N+G, 50Hz



Mod.4002 3-Ph/1Ph AC power supply 4,5+5A



- | Mod.4004 DC power supply 2+5A

General protection with high sensitivity magneto thermal differential (0,03A) automatic circuit breaker. Mushroom emergency push -button
All outputs are protected by means of an automatic magneto thermal circuit breaker and fuses. Adjustable 3Ph motor overload protection.
Dimensions: 2x 70x40x40h(cm)

3 phase adjustable output: 0÷430V, 5A with
- 1 x A.C. voltmeter - 3 x A.C. ammeters
adjustable motor overload protection

Single phase adjustable output: 0÷240V 5A with
- 1 x A.C. voltmeter - 1 x A.C. ammeter

DC variable output: 0÷220V, 2A with
- 1 x D.C. voltmeter - 1 x D.C. ammeter

D.C. fixed output: 220V, 5A
- with 1 x D.C. ammeter

Single phase triple output: fixed 230Vac 10A
- 1 x A.C. ammeter



Mod.4002D 3-Ph/1Ph AC power supply(Digital)



Mod.4004D -DC power supply (Digital)



Mod.4002-6-6 3-Ph AC power supply 6+6A

3 phase adjustable output: 0÷430V, 5A with
- 1 x A.C. voltmeter - 3 x A.C. ammeters

Single phase adjustable output: 0÷240V 6A with
- 1 x A.C. voltmeter - 1 x A.C. ammeter



Mod.4004-3-5 -DC power supply

DC variable output: 0÷220V, 3A with
- 1 x D.C. voltmeter - 1 x D.C. ammeter

DC fixed output: 220Vdc 5A
- 1 x A.C. ammeter

4.1 - D.C. MACHINES

- Design: with typical industrial characteristics.
- Input/output with standard 4 mm safety sockets.
- Manual explaining theory and practice
- Other speed available like 3600rpm
- Other supply voltage available
- Protection against thermal overload

- Rail base and shaft joints available for fast and easy coupling.
- Optional double shaft ends

Accessories:


- STARTING RHEOSTAT
- EXCITATION RHEOSTAT
- POWER AND EXCITATION SUPPLY

Mod.4140 Shunt Wound Machine 3000rpm

Mod.4140-4 Shunt Wound Machine 1500rpm

Modes: self and externally excited Motor/Generator

- Nominal voltage: 220Vdc
- Excitation voltage: 0÷200Vdc
- Nominal speed: 3000/1500rpm
- Nominal power: 1Kw (mot.) 0,8kW(gen.)



Mod.4150 Series Wound Machine 3000rpm

Mod.4150-4 Series Wound Machine 1500rpm

Modes: series Motor/Generator.

- Nominal voltage: 220Vdc
- Nominal speed: 3000/1500rpm
- Nominal power: 1Kw (mot.) 0,8kW(gen.)

Mod.4160 Compound Wound Machine 3000rpm

Mod.4160-4 Compound Wound Machine 1500rpm

Modes: self and externally excited Motor/Generator.

- Nominal voltage: 220Vdc
- Excitation voltage: 0÷200Vdc
- Nominal speed: 3000/1500rpm
- Nominal power: 1Kw (mot.) 0,8kW(gen.)



Mod.4165 Multi circuit Wound Machine 3000rpm

Mod.4165-4 Multi circuit Wound Machine 1500rpm

Modes: Shunt wound, compound wound, series wound Motor/Generator.

- Nominal voltage: 220Vdc
- Excitation voltage: 0÷200Vdc
- Nominal speed: 3000/1500rpm
- Nominal power: 1Kw (mot.) 0,8kW(gen.)



MOD.6030AL

Universal base

with rail for easy and fast coupling for test of electrical machines

5.1 - A.C. MACHINES

- Design: with typical industrial characteristics.
- Input/output with standard 4 mm safety sockets.
- Manual explaining theory and practice
- available 2 and 4 poles version: 3/1,5Krpm
- Protection against thermal overload

- Rail base and shaft joints available for fast and easy coupling.
- Optional double shaft ends
- Also available: other voltage like 127/220V 60Hz version (speed is 20% higher)

Accessories:

- POWER AND EXCITATION SUPPLY

Mod.4040 -3Phase Squirrel Cage Motor 2Poles 2850rpm

Mod.4040-4 -3Ph Squirrel Cage Motor 4Poles 1420rpm

- Nominal power: 1kW;
- Voltage: 230/400V delta/star (D/Y)
- 2P Speed: 50Hz/2850rpm (60Hz: 3400)
- 4P Speed: 50Hz/1420rpm (60Hz: 1700rpm)
- Weight: 10Kg; -Shaft H: 90/100mm



Mod.4050 -3Ph Slip ring asynchronous motor 2Poles 2850rpm

Mod.4050-4 -3Ph Slip ring asynchronous motor 4Poles 1420rpm

- Nominal power: 1kW;
- Voltage: 230/400V delta/star
- Optional Voltage: 127/220V delta/star 60Hz
- 2P Speed: 50Hz/2850rpm (60Hz: 3400rpm)
- 4P Speed: 50Hz/1420rpm (60Hz: 1700rpm)
- Weight: 15Kg; - Shaft H: 90/100mm

Accessories:

- STARTING RHEOSTAT
- POWER SUPPLY



Mod.4060 3Phase Dahlander Motor 2&4 Poles
- 2Poles 2800rpm - 4poles 1400RPM

- Nominal power: 1kW;
- Voltage: 400V star/star 50Hz
- Voltage: 230/400V delta/star (D/Y)
- 2P Speed connection: 50Hz/2800rpm (60Hz: 3400)
- 4P Speed connection: 50Hz/1400rpm (60Hz: 1700rpm)
- Weight: 10Kg; - Shaft H: 90/100mm
- Optional Voltage: 127/220V delta/star 60Hz



5.2 - A.C. MACHINES

- Design: with typical industrial characteristics.
- Input/output with standard 4 mm safety sockets.
- Manual explaining theory and practice
- available 2 and 4 poles version: 3/1,5Krpm
- Protection against thermal overload

- Rail base and shaft joints available for fast and easy coupling.
 - Optional double shaft ends
 - Other voltage available like 127/220V 60Hz n (speed is 20% higher)
- Accessories:*
- POWER AND EXCITATION SUPPLY

Mod.4070 3Ph salient poles Synchronous Generator 3000rpm
Mod.4070-4 3Ph salient poles Synchronous Generator 1500rpm
With salient pole rotor. Modes: motor, generator.

- Nominal power: 1kW(gen.)/1kW(mot.)
- Voltage: 230/400V (delta/star)
- Optional Voltage: 127/220V delta/star 60Hz
- Excitation voltage: 0÷180Vdc
- 2P Speed: 50Hz/3000rpm (60Hz: 3600rpm)
- 4P Speed: 50Hz/1500rpm (60Hz: 1800rpm)
- Weight: 15Kg; - Shaft H: 90/100mm
- *Accessories:*
 - STARTING RHEOSTAT
 - POWER SUPPLY



Mod.4074 3Phase Synchronous Generator 2P
Mod.4074-4 3Phase Synchronous Generator 4P
Non-salient (smooth) pole rotor. Modes: motor, generator.

- Nominal power: 1kW(gen.)/1kW(mot.)
- Voltage: 230/400V (delta/star)
- Optional Voltage: 127/220V delta/star 60Hz
- Excitation voltage: 0÷180Vdc
- Speed(2P): 50Hz/3000rpm (60Hz: 3600rpm)
- Speed(4P): 50Hz/1500rpm (60Hz: 1800rpm)
- Weight: 15Kg; - Shaft H: 90/100mm

Accessories:

- STARTING RHEOSTAT
- POWER SUPPLY



Mod.4072 Single Phase Synchronous Generator 2P 3Krpm
Mod.4072-4 Single Phase Synchronous Generator 4P
With salient pole rotor.

- Nominal voltage: 220/230V
- Excitation voltage: 0÷170V DC
- Nominal power: 0,5 kW
- Speed(2P): 50Hz/3000rpm (60Hz: 3600rpm)
- Speed(4P): 50Hz/1500rpm (60Hz: 1800rpm)
- Weight: 15Kg; - Shaft H: 90/100mm



5.3 - A.C. MACHINES

- Design: with typical industrial characteristics.
- Input/output with standard 4 mm safety sockets.
- Manual explaining theory and practice
- available 2 and 4 poles version: 3/1,5Krpm
- Protection against thermal overload

- Rail base and shaft joints available for fast and easy coupling.
 - Optional double shaft ends
 - Other voltage available like 127/220V 60Hz n (speed is 20% higher)
- Accessories:*
- POWER AND EXCITATION SUPPLY



Mod.4080 3Ph Reluctance synchronized motor 2P 3kRpm


Mod.4080-4 3Ph Reluctance synchronized motor 4P 1,5kRpm

- Nominal power: 0,6kW;
- Voltage: 230/400V delta/star (D/Y)
- Speed(2P): 50Hz/3000rpm (60Hz: 3600)
- Speed(4P): 50Hz/1400rpm (60Hz: 1800rpm)
- Weight: 10Kg; - Shaft H: 90/100mm
- Optional Voltage: 127/220V delta/star 60Hz

Mod.4130 Universal Motor

Modes: AC motor DC series motor

- Nominal voltage: 220V DC/AC
- Nominal speed: 3000rpm
- Nominal power: 0,6kW (DC) / 0,6kW (AC)
- Weight: 10Kg; -Shaft H: 90/100mm



Mod.4090 Single Phase Ac Capacitor Run Motor Squirrel cage Motor

Mod.4090-4 Single Phase Ac Capacitor Run Motor Squirrel cage Motor

- Nominal power: 1 kW
- Nominal voltage: 220/230Vac 50Hz
- Optional Voltage: 127/220V delta/star 60Hz
- Speed(2P): 50Hz/2800rpm (60Hz: 3400)
- Speed(4P): 50Hz/1400rpm (60Hz: 1700rpm)
- Weight: 10Kg; - Shaft H: 90/100mm

Mod.4095 Split phase motor 2P 220/230V 2800rpm

Mod.4095-4 Split phase motor 4P 220/230V 1400rpm

Single-phase motor with starting auxiliary phase, complete with centrifugal starting switch and starting and running capacitor

- Starting capacitor and run capacitor
- Nominal power: 1kW
- Nominal voltage: 220/230V AC 1Ph 50Hz
- Optional Voltage: 127/220V delta/star 60Hz
- Speed(2P): 50Hz/2800rpm (60Hz: 3400)
- Speed(4P): 50Hz/1400rpm (60Hz: 1700rpm)
- Weight: 10Kg; - Shaft H: 90/100mm



5.4 - A.C. MACHINES

- Design: with typical industrial characteristics.
- Input/output with standard 4 mm safety sockets.
- Manual explaining theory and practice
- available 2 and 4 poles version: 3/1,5Krpm
- Protection against thermal overload

- Rail base and shaft joints available for fast and easy coupling.
 - Optional double shaft ends
 - Other voltage available (ie 127/220V 60Hz speed is 20% higher)
- Accessories:*
- POWER AND EXCITATION SUPPLY



Mod.4120 Single Phase Ac Capacitor Start Motor 2800rpm

Mod.4120-4 Single Phase Ac Capacitor Start Motor 1400rpm

Single-phase motor with starting auxiliary phase, complete with starting switch and starting capacitor

- Nominal power: 1kW
- Nominal voltage: 220/230V AC 1Ph 50Hz
- Optional Voltage: 127/220V delta/star 60Hz
- Speed(2P): 50Hz/2800rpm (60Hz: 3400)
- Speed(4P): 50Hz/1400rpm (60Hz: 1700rpm)
- Weight: 10Kg; - Shaft H: 90/100mm

Mod.4122 Single Phase AC Capacitor Start/Cap. Run Motor 2800rpm

Mod.4122-4 Single Phase AC Capacitor Start/Cap. Run Motor 1400rpm

Single-phase motor with starting auxiliary phase, complete with starting switch and starting and running capacitor

- Starting capacitor and run capacitor
- Nominal power: 1kW
- Nominal voltage: 220/230V AC 1Ph 50Hz
- Optional Voltage: 127/220V delta/star 60Hz
- Speed(2P): 50Hz/2800rpm (60Hz: 3400)
- Speed(4P): 50Hz/1400rpm (60Hz: 1700rpm)
- Weight: 10Kg; -
- Shaft H: 90/100m



MOD.6030AL Universal base

with rail for easy and fast coupling for test of electrical machines



Mod.6030W



Mod.6030B


6.1 - SEC MACHINES

- Design: with typical industrial characteristics
- Complete with base plate

Mod.3040
Three Phase Squirrel Cage Motor




Mod.3070
Three Phase Synchronous Generator




Mod.3122
Single Phase AC Motor
Capacitor Start/Run with centrifugal switch




Mod.3130
Universal Motor AC/DC



Mod.3142
Permanent Magnet DC Machine
Motor /Generator



Mod.3160
External/Shunt, Series Compound
DC Machine - Motor /Generator



7.1 - TRANSFORMERS

Mod.4190

Single Phase Transformer

Primary and secondary windings are divided in several sections to allow many possibilities of connections.

- 230/115V primary/secondary.
- Primary: 2x115V Ac
- Secondary: 2x57,5V Ac
- Power: 1kVA
- Frequency 50/60 Hz
- also available: other power, other primary/secondary ratio



Mod.4195

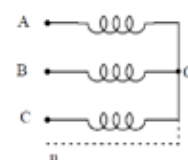
Three-phase Transformer

Primary and secondary windings are divided in several sections to allow many possibilities of connection.

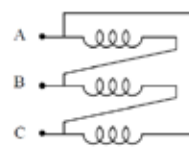
- Primary: 3x400 (3 x 2 x 115V)
- Secondary: 3x230 (3 x 2 x 66,5V)
- Power: 1kVA
- Frequency 50/60Hz
- also available: other power, other primary/secondary ratio

Primary/secondary connection

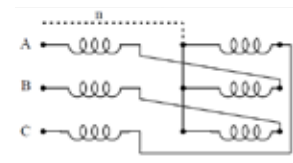
- STAR - STAR Yy
- DELTA - STAR Dy
- DELTA - DELTA Dd
- STAR - Zig-zag Yz
- DELTA - Zig-zag Dz



STAR (Y)



DELTA (D)



ZIG-ZAG (Z)

Training topics covered:

- Complete and simplified equivalent circuits
- Measurement of the individual variables
- Transformation of current and voltage
- Measuring the rush current using an oscilloscope
- Measurement and calculation of the no-load values
- Measurement and calculation of the short-circuit values
- Measurements with a variable load R, L & C
- Determining the efficiency
- Evaluating the measured values
- Phase angle between primary and secondary windings and the effect of asymmetric loading in the circuit groups Yy, Yd, Yz, Dy

8.1 - BRAKES & TORQUE METERS

- With rail base and coupling cog for easy engagement with other machine
- Input/output with standard 4 mm safety sockets
- Protection against thermal overload

- Imprinted terminal boards with the synoptic
- Two shaft ends
- Manual explaining theory and practice

Mod.4170 Electrodynamometer (brake/generator)

Brake and generator with separate excitation, mounted on oscillating frame in order to operate as a brake. The electrodynamicometer is complete with arms, weights, and counterweights, for usage with the classic mechanical scale method, with the graduated measuring rod and weights. As with all brakes, the torque measurement can be made with the aid of the arms and weight provided or by using the load cell and the reader Mod.4203-07.

- Nominal voltage: 220V d.c.;
- Excitation voltage: 0÷ 210V d.c.
- Speed: 1000/3600 rpm;
- Power: up to 1kW / 1500 rpm;
- Coupling type: cog coupling
- Weight: 16 kg

Optional accessories:

- Load adjustable with steps.
- Excitation power supply.
- Encoder for detecting the speed in rpm.
- Load cell or torque meter for detecting the couple.
- Digital meter for displaying the speed and couple in Kgm or Nm.



Mod. 4174 Magnetic powder brake

Magnetic powder brake for test and measurement of the torque and power of electrical motors. Brake is complete with arms, weights, and counterweights, for usage with the classic mechanical scale method, with the graduated measuring rod and weights. For direct test on the brake of electrical motors 1/2kW, 1000/3000 Rpm.

- Couple: 0,3 - 12Nm. •Coupling type: cog coupling; •Weight: 9 kg

Optional accessories:

- Excitation power supply.
- Encoder for detecting the speed.
- Load cell or torque meter for detecting the couple.
- Digital meter for displaying the speed (rpm) and torque, both in Kgm or Nm.



Mod.4180 Electromagnetic Eddy Current Brake

Eddy current brake for test and measurement of the torque and power of electrical motors.

The brake is complete with arms, weights, and counterweights, for usage as the classic mechanical scale with weights. As with all brakes, the torque measurement can be made with the aid of the arms and weight provided or by using the load cell and the reader and digital display Mod.4203-07.

For direct test on the brake of electric motors up to 1kW /1500 Rpm.

- Excitation voltage: 0÷ 210V d.c.
- Speed: 1000/3600 rpm; •Weight: 16 kg

Optional accessories:

- Excitation power supply.
- Encoder for detecting the speed.
- Load cell or torque meter for detecting the couple.
- Digital instrument (Mod.4203-07) for displaying the speed (rpm) and couple automatically, both in Kgm or Nm.



8.2 - BRAKES & TORQUE METERS

Mod.4203-07

Torque & Speed Meter

The meter can be equipped with a speed sensor and a load cell or a torque transducer for torque and speed detection. When used with brakes, it allows to measure the motor torque and speed. It can be calibrated both in kgm or Nm.

The meter can be used with all brakes.

Optional accessories:

- RS485 interface.
- Management software

Mod.4203-07-LC Load Cell & Speed Sensor

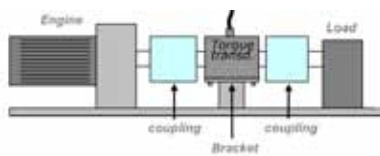
Mod.4203-07-TT Torque Transducer & Speed Sensor



Torque Transducer



Load Cell



Mod.4203-07-Sw

Management software for Torque & Speed Meter

The meter can be equipped with a speed sensor and a load-cell (or a torque-transducer) for torque detection. When used with brakes, it allows to measure the motor torque, speed and power. Values are shown on digital display, in kgm or Nm. PC RS485 port, allows to read on PC screen: torque, speed and power, in real time. When a load is applied to the motor, it is possible to observe the torque and speed variation and get the power variation of the motor.

To print the torque-speed graph for all machines under test. Data can be printed or stored xls or pdf files. Meters and software can be used with all brakes.

Mod.6032P Basis for brakes with height-adjustable base for motors

For direct test and measurement with motors with different sizes and watts up to 12 Kw.

Height-adjustable base allows easy alignment of brake even with motors with different shaft height and different sizes and powers.

Optional cooling fan.



Mod.4186 Inertia wheel

For simulating heavy starting and energy storage. Design: built into a machine housing with base plate.

- Flywheel mass: 10kg



MOD.4183-S

for excitation and starting of synchronous motor

for excitation of dc motor

for excitation of brake

- DC power supply 0-220volt up to 2A

9.1 - STARTERS, VARIABLE RLC LOADS

- Practice and modular version table top
- Input/output with standard 4 mm safety sockets

- Manual explaining theory and practice
- also available: 0,3kW, 2 kW, 3kW, 6kW



Mod.4010
Starting rheostat
for Dc motor
Resistance: 0÷100%, linear



Mod.4011
Starting rheostat
for slip ring 3-phase motor
Resistance: 3x0÷100% linear continuously variable




Mod.4012
Field regulator
for Ac. and Dc. motors
Resistance: 0÷100% linear, continuously variable



Mod.4013
Field regulator
for Ac. and Dc. generators
• Resistance: 0-100% linear, continuously variable



Mod.4016-R -
Load resistor
for d.c. generators
• Resistance: 20÷100% cont. variab.
• Nominal power: 200÷1000W



Mod.4010-4R Starting
rheostat for dc motor
Resistance: 4 steps+0W



Mod.4011-4R
Starting rheostat
for slip ring & squirrel cage 3-ph motor
• Resistance: 3 x 4 steps+0



Mod.4020-20R
Load resistive for dynamo and alternator;
Starter for DC motor; Speed control for slip-rings motor;
• Variable load 3x5÷100%;
• Power: 50W÷1000W
3-phase/ single-phase;



Mod.4020-20LC
Load for 3-phase alternator
Load inductives & capacitatives;
Variable with 20 steps : 5% ÷100%;
Power: 50VA÷1000VA
Triphase / monophase;
(monophasé with 60 steps);



Mod.4020-110R
Load resistive for dynamo & alternator; Starter for DC motor.;
• Variable 3x 1%÷110%;
• 3Ph: variable with 110 steps from 1% to 110%
• Power: 10÷1000VA;
Triphase / monophasé;
(monophasé with 330 steps);



Mod.4020-110LC
Charge for triphase alternator
• Inductive & capacitive load variable with 3x 1%÷110%;
• 3Ph: variable with 110 steps from 1% to 110%
• Power: 10÷1000VA;
Triphase / monophase;
(monophasé with 330 steps);

9.2 - R.L.C. VARIABLE LOADS

- Practice and modular version table top
- Input/output with standard 4 mm safety sockets

- Manual explaining theory and practice
- also available: 0,3kW, 2kW, 3kW, 6kW



Mod.4020-10R Resistive Load Module 1kW

With 12 resistors in three identical groups to realise balanced or unbalanced 3-phase loads (star & delta) and single-phase loads. Each phase can be independently varied in 10 uniform steps from 10% to max current value for full power. Single-phase connection provides 30 regulation steps.

- Power variation: 10-100%

Mod.4020-20R Resistive Load Module 1kW

Provides -60 steps Monophase or -20 steps Three-phase.

- Power variation: 5-100%.

Mod.4020-10L Inductive Load Module 1kVA

With 12 inductors in three identical groups to realise balanced or unbalanced 3-phase loads (star and delta) and single-phase loads. Each phase can be independently changed in 10 uniform steps from 10% to max current value of full load. Single-phase connection provides 30 regulation steps.

- Power variation: 10-100%

Mod.4020-20L Inductive Load Module 1kVA

Provides -60 steps Monophase or -20 steps Three-phase.
Power variation: 5-100%



Mod.4020-C Capacitive Load Module 1kVA

With 12 capacitors in 3 identical groups to realise balanced or unbalanced 3-phase loads (star and delta) and single-phase loads. Each phase can be independently changed in 10 uniform steps from 10% to max current value of full load. Single-phase connection provides 30 regulation steps. Power variation: 10-100%

Mod.4020-20C Capacitive Load Module 1kVA

Provides -60 steps Monophase or -20 steps Three-phase.
Power variation: 5-100%

Mod.4020-RLC-01 (1kVA)

For single&three phase, Capacitive, resistive and inductive step-variable loads.

Mod.4020-RLC-02 (1kVA)

For single&three phase, Capacitive, resistive and inductive step-variable loads. Complete with variable starting rheostats for three-phase and direct current motors and with linear excitation rheostat.



10.1 - AC/DC MEASUREMENT

Analog and digital instruments:

- Input/output with standard 4 mm safety sockets
- Compact table top version or for vertical frame

- User Manual included
- High precision and reliability
- also available for : 0,3kW, 3kW, 6kW

Mod.4200

- DC VoltAmmeter

- DC voltmeters: 10–50–150–300V DC
- DC Ammeters: 0,5A–2,5A–5A–10A;



Mod.4201

- AC VoltAmmeter

- AC voltmeters: 30–100–250–500V AC
- AC Ammeters: 0,5A–2,5A–5A–10A ;



Mod.4208

- Power Meters AC

- Max Voltage: 500V
- Max current: 5A - 5A



Mod.4201-AD

-AC Ammeter Digital

- AC ammeters: 0,02÷ 10A



Mod.4201-VD

- AC Voltmeter Digital

- AC voltmeters: 2÷500V AC



Mod.4201-1PH

- AC Voltmeter/Ammeter Digital

- 5÷ 300Volt / 0÷ 15 Amp.



Mod.4202-AC

- AC Voltmeter 500V
- Ammeter 20A



Mod. 4202-DC

- DC Voltmeter 600V
- DC Ammeter 20A



Mod.4202-ACDC

- AC Voltmeter/Ammeter
- DC Voltmeter/Ammeter



10.2 - AC/DC MEASUREMENT

Digital instruments:

- Input/output with standard 4 mm safety sockets
- High precision and reliability
- also available for : 1kW, 3kW, 6kW
- Optional RS485/USB for PC Win
- Optional software for PC Windows with data recording & export

MOD.4203-01

-3-Ph Multimeter with graphic display

- 3 inputs for voltage 15÷ 600V AC
- 3 input for current 0,02÷10A AC
- Active, reactive, apparent power, Frequency, Power factor meter.



Mod.4203-02

-DC digital VA

- Voltmeter 0,1÷300V DC
- Ammeter 0,01÷10A DC



Mod.4203-03

-AC digital VA

- Voltmeter 0,1÷600V AC
- Ammeter 0,01÷10A AC



Mod.4203-04DC

-DC digital VAW Meter

- input voltage: 1÷ 220V DC
- input current: 0,03÷10A DC
- VAW (Volt, Ampere, Watt)
- Accuracy: 0,5%



MOD.4209

-3-Ph Multimeter

- 3 inputs for voltage 15÷ 500V AC
- 3 input for current 0,02÷15A AC
- Active, reactive, apparent power, Frequency, Power factor meter.



Mod.4209M

-1-Ph Multimeter

- input voltage: 10÷ 290V AC
- input current: 0,02÷15A AC
- Active, reactive, apparent power, Frequency, Power factor meter.
- Accuracy: 0,5%



Mod.4203-09-SW

Software for windows

Software for connecting to Windows computers for the visualization, recording and export of all data collected by the instruments.

Digital and analog display (on PC video) of all parameters (voltage, current, frequency, power factor, active power, reactive power, apparent power, etc.).

11.1 - EM CONTROL AND REGULATION SYSTEMS

Mod.4230 DC Speed Regulator Module

For experiment on open and closed loop regulation on Dc motors used as actuators in automation.

A current limiter with adjustable gain is included, for speed control and variable torque control.

- Input: 230Vac



Mod.4240 3Ph AC Speed Regulator Module

To execute experiment on regulation of Ac motors and as actuators for automation, robotics etc.

Frequency converter for all controls and regulations on three-phase source.

- Input : 208/380/415V 50/60Hz
- Output: 400V, 0÷400Hz

Mod.4301-B Soft-Starter

Soft starter for motors slip-ring and squirrel cage

Star-delta starter

Motor protection adjustable current

Direct-starting



Mod.4301-A Starter

Starter for motors slip-ring and squirrel cage

Star-delta starter

Motor protection adjustable current 1÷1,6A

Direct-starting

Mod.4183-S

Starting and Synchronizing module

for excitation and starting of synchronous motor

for excitation of dc motor

for excitation of brake

- With dc power supply 0-220volt up to 2A
- Input/Outputs: 4 mm CE safety sockets



11.2 - EM CONTROL AND REGULATION SYSTEMS

Protection for electrical machines:

- Motor protection with adjustable max current
- Option: Motor thermal protection
- Compact table top version or for vertical frame
- also available for : 0,3kW, 3kW, 6Kw

MOD.4302-01

With Star-Delta starter



MOD.4302-02

With MT and Y/D



MOD.4302-03

With fuses and Y/D



MOD.4302-04

With soft starter and Y/D



MOD.4302-05

With MT



MOD.4302-06

With fuses



MOD.4184-S Synchronizing indicator

for synchronous generator

It includes three indicator lamps, three line fuses, a three polar switch and 6 security sockets, dual voltmeter, dual frequency meter

- Operative voltage: 208/380/415V

MOD.4210 Tacho generator

Generator for r.p.m. detection, complete with base plate.

- Output: 60mV/rpm

MOD.4210.C

To read the speed of tachogenerator.



12.1 - ACCESSORIES



Mod.4185 Digital Speed Meter

Digital Tachometer for RPM measurement is safe and accurate without any contact with the machine shaft. It has wide measuring range and high resolution. It includes the speed sensor.

Mod.4182

Digital Photo tachometer, for safe and accurate RPM measuring both with and without contact with shaft.

- Test Range: 5 ~ 99999 RPM \pm 0.05%



Mod.4196 Connection Leads Set

Set of 30 leads in 3 different colours and lengths to allow all experiments provided in the manual. Up to 16A. Terminated with banana-banana plugs.

Mod.4196M-50 Cable Holder.



Mod.4214 Coupling gear

Mod.4214A Rubber coupling sleeve



Mod.4212 Shaft end guard

- Dimensions: LxWxH: 3 x 9 x 11,5cm



Mod.4213 Coupling guard

- Dimensions: LxWxH: 6 x 9 x 11,5cm



12.2 - ACCESSORIES

MOD.6030B

Rail bed for all electrical machines



MOD.6030W

Mobile bed for all electrical machines, with 4 wheels



MOD.6031W

Mobile bed for all electrical machines and tabletop modules, with 4 wheels



MOD.3299

Table Top Vertical Frame



MOD.6030AL

Universal base with rail for test of all electrical machines



Connection example

of 3-Ph generator Mod.4070 with Mod.4050 as prime mover motor
with a variable RLC Load applied to the generator
with a variable dc excitation applied to the generator

Mod.4002/Mod.4004-----Mod.4209-----Mod.4050-----Mod.4070 ----- Mod.4209 -Mod.4020R/L/C

