

5.4 - SEC MACHINES

Characteristics of all electrical machines:


- Design: with typical industrial characteristics
- Complete with base plate

- also available: 1kW, 3kW

MOD.3040
Three Phase Squirrel Cage Motor




MOD.3070
Three Phase Synchronous Generator




MOD.3122
Single Phase AC Motor
Capacitor Start/Run with centrifugal switch



MOD.3130
Universal Motor AC/DC



MOD.3142
Permanent Magnet DC Machine
Motor /Generator



MOD.3160
External/Shunt, Series Compound
DC Machine - Motor /Generator

